

# Locating Your Equipment

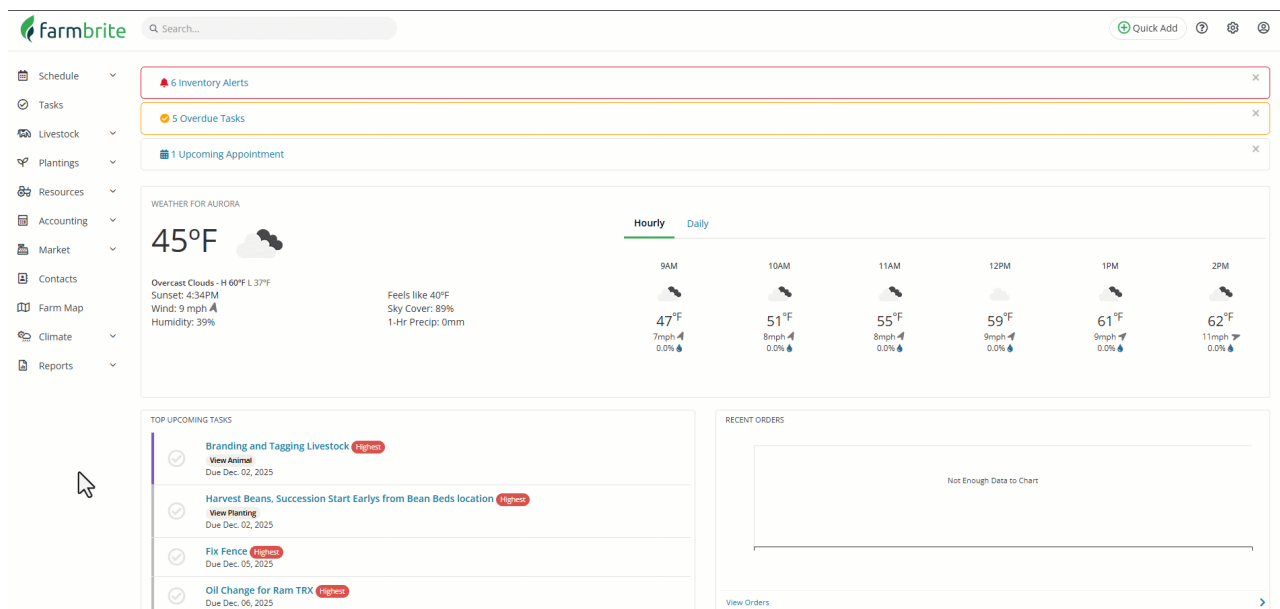
Last Modified on 12/11/2025 11:50 am MST

Most of your equipment is likely moveable around your farm. You might take the tractor out of the eastside barn in the morning, but then leave it overnight in the westside storage warehouse after using it all day. This is even more true if you have multiple locations and sites; you might move a piece of equipment from Site A to Site B, and then later need to know where it is. You could even use this for tools and other smaller equipment - who hasn't misplaced those from time to time? Using Farmbrite's Equipment Location feature can help you know exactly where the equipment was last used, and where it is currently being stored.

**You'll have two ways to set the location, and both are connected to the equipment record.** Navigate to Resources and then choose the equipment record you'd like to work with to get started.

## Setting a Map Location

**First, if you have not previously set a location for this piece of equipment, you'll see a button on it's details page to Add Map Location.** When you click this, you'll automatically be brought to your current geographic location to set a pin for the equipment. You can click the Farm Location button if you are currently off farm and want to load your default map as well. From here, you simply drag and drop the pin to where you have the equipment stored. You'll save and see it updated in the details tab, and also shown as a new pin icon on your main equipment dashboard as well. You can easily click the pin to see exactly where you located the equipment on the map.



## Updating Your Equipment Location

After you have initially set your location, you can of course always go back right to the same spot in the details page to move the pin if you'd like. Just follow the same steps above, and update where the equipment is currently located.

**Beyond that though, you can also update your equipment's location when creating usage records.** You have the opportunity to set a map location on the usage record itself, which is generally














Search...
[Quick Add](#)

---

- Schedule
- Tasks
- Livestock
- Plantings
- Resources**
- Equipment**
- Warehouses
- Inventory
- Accounting
- Market
- Contacts
- Farm Map
- Climate
- Reports

## Equipment

[New Equipment](#)
...

<input type="checkbox"/>	Name ^	Type	Brand/Model	Status	Last Service	
	Chevrolet Silverado 3500 HD	Pick Up Truck	Chevrolet Silverado 3500 HD 2024	At Dealer	Oct. 17, 2025	
	Custom Field Tractor				Oct. 15, 2025	
	Dually Suburban	SUV	Chevrolet Suburban 1987	In Use	Oct. 10, 2025	
	Farmers Market Supplies - Table, chairs, cash register					
	Ford Lightning		2003		Nov. 18, 2025	
	Greenhouse Grow Lights	Greenhouse Equipment			Dec. 07, 2023	
	Jeep CJ5		Jeep Willys 1974	Decommissioned	Oct. 31, 2024	
	John Deere 5070E	Tractor	John Deere 5070 2015	In Use	Nov. 14, 2025	
	KS Blazer	SUV for Plow	Chevrolet KS Blazer 1989	Maintenance	Apr. 02, 2024	
	Moe	Tractor				
	Pickup Truck					
	S-10	Pickup	Chevrolet s-10 1999	Do Not Start		
	Farm House			At Dealer	Oct. 31, 2024	

Now you can easily know exactly where the tool or vehicle is without asking around to your colleagues! You might all align on this feature as a team to know how it works and make it part of your process. Take something and didn't put it back? You better update the location in Farmbrite! :)