

Feeding Livestock from Inventory

Last Modified on 02/08/2022 1:47 pm MST

Feeding Livestock from Your Inventory

After many requests we have created a way for you to feed your animals and deduct it at the same time from your Inventory.

Adding a Livestock Feeding

Go to the Livestock group or animal that you would like to feed.

Go to the feedings tab

Click on the New Feeding button

| Date | Feed Details | Amount | Est. Cost | Animal Count |
|---------------|--------------|-------------------------|-----------|--------------|
| Jan. 04, 2022 | Alfalfa Hay | 1.00 Bales 40.00 lbs | \$5.00 | 5 |
| Jan. 03, 2022 | Alfalfa Hay | 1.00 Bales 40.00 lbs | \$5.00 | 5 |
| Jan. 02, 2022 | Alfalfa Hay | 1.00 Bales 40.00 lbs | \$5.00 | 5 |
| Jan. 01, 2022 | Alfalfa Hay | 1.00 Bales 40.00 lbs | \$5.00 | 5 |

You will bring up a form to fill out for the feeding. Add the details about which type of inventory you would like to choose, amount, costs, weights, notes and the date.

Note that the Group distribution will be for the total for the group (animals fed in the field) all animals or per head (for animals in stalls.) Click on the info tab(?) in the app for more information about this functionality.

New Feeding Record ✕

Subtract From Inventory

Feed Details ⓘ

Amount Fed pounds

Group Distribution Total for Group Per Head ⓘ

Feed Weight lbs ⓘ

Estimated Cost \$ ⓘ

Details/Notes

Feeding Date 2/8/2022

Cancel Save

A secondary form then will ask from where you would like to remove the inventory.

Use Inventory ✕

Inventory Alfalfa Hay

Amount To Remove 0.02 bales

Date 2/8/2022

Update Product Update product inventory (if applicable)

Remove From Warehouse Hay Barn

Lot Number Leave blank to pull from oldest lot

Reason Grazers Feb. 08, 2022 Feeding.

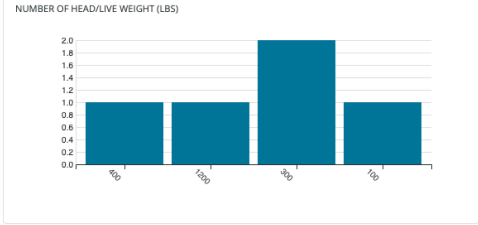
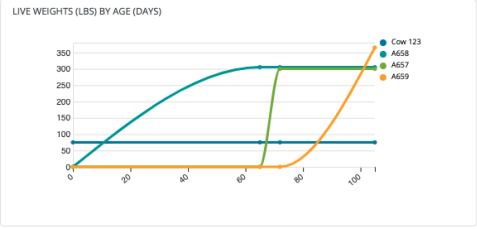
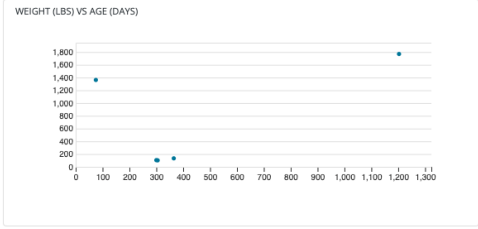
Cancel Remove Inventory

As you start to add feedings and measurements to your herd/animals you will start to see some graphs and charts come up with AVG lbs per day, AVG lbs per head per day and feed costs. But first let's add a feeding and take from inventory. (See first image)

Some of these charts are using information from the measurements tab. If you go to that screen you will find more charts and graphs giving you data on these numbers. See image below.

- Schedule
- Tasks
- Livestock
 - Animals
 - Livestock Groups
 - Grazing
 - Livestock Inventory
- Crops
- Resources
- Accounting
- Market
- Contacts
- Farm Map
- Reports

- Animals
- Treatments
- Feedings
- Measurements**



| Animal | Age | Weight | ADG | FCR | Height | BCS | Last Measurement |
|---------|----------------------|--------------|----------|-----|----------|-----|------------------|
| A657 | 3 months (105 Days) | 300.00 lbs | 0.00 lbs | 0 | 45.00 in | 5.0 | Jan. 06, 2022 |
| A658 | 3 months (102 Days) | 305.00 lbs | 0.00 lbs | 0 | 45.00 in | 6.0 | Jan. 02, 2022 |
| A659 | 4 months (133 Days) | 365.00 lbs | 0.00 lbs | 0 | 46.00 in | 6.0 | Jan. 11, 2022 |
| Cow 10 | 4 years (1,769 Days) | 1,203.00 lbs | 0.00 lbs | 0 | 55.00 in | 5.0 | Jan. 04, 2022 |
| Cow 123 | 3 years (1,362 Days) | 75.00 lbs | 0.00 lbs | 0 | in | | May. 18, 2018 |

For more information or help please contact the support help center by clicking on Contact above or going to the help center main screen.