

Bulk Updates to Animals in a Group

Last Modified on 04/22/2026 3:38 pm MDT

Bulk Updates to Animals in a Group

Your browser does not support HTML5 video.

If you read our article on [Creating Livestock Groups](#), you know that one of the main benefits of animal groups is your ability to apply the same action to multiple animals at once. Whether you are applying treatments, moving a herd to a different grazing field, updating breeding statuses, or simply writing notes, you'll be able to save time by associating these bulk updates with the whole group instead of individual animals.

To get started, navigate to **Livestock** on the left, and choose **Groups**. Then **click on the group you'd like to work with**.

fb Search...

Account Chris

Schedule

Tasks

Livestock

Animals

Groups

Grazing

Inventory

Crops

Resources

Accounting

Market

Contacts

Farm Map

Reports

Livestock Groups

New Livestock Group

NAME	ANIMALS	TYPE
Bees	0	Set
Cattle Spring21	29	Smart
Corral 2	5	Basic
Elk Herd	12	Smart
Farm Pets	2	Basic
Female Bison Herd	29	Smart

You'll see buttons across the top for different actions you can apply to the group. Additional details for how to use each button are outlined below.

fb Search...

Schedule

Tasks

Livestock

Animals

Groups

Grazing

Inventory

Crops

Resources

Accounting

Market

Contacts

Farm Map

Reports

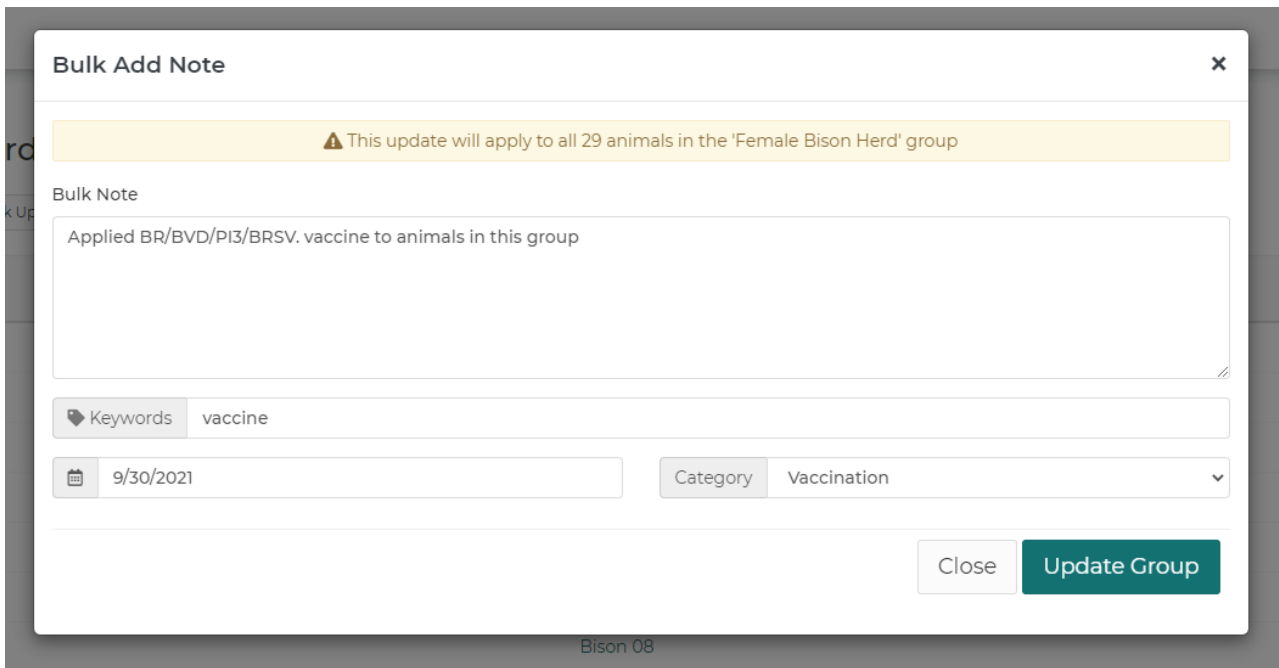
< Back to Livestock Groups

Female Bison Herd 29

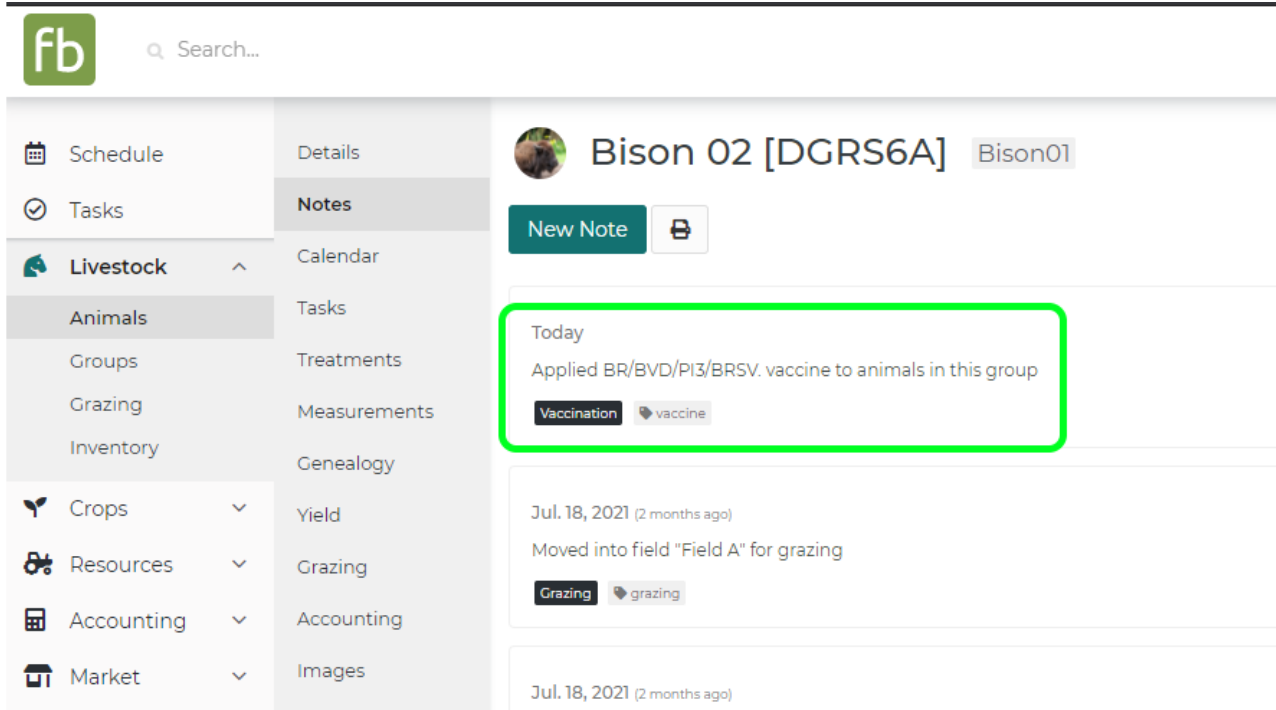
Add Note Move Grazing Bulk Update Add Treatment

TYPE	BREED	NAME	TAG NUMBER
Bison	Bison01	Bison 02	DGR56A
Bison		Bison 03	
Bison		Bison 04	
Bison		Bison 05	
Bison		Bison 06	

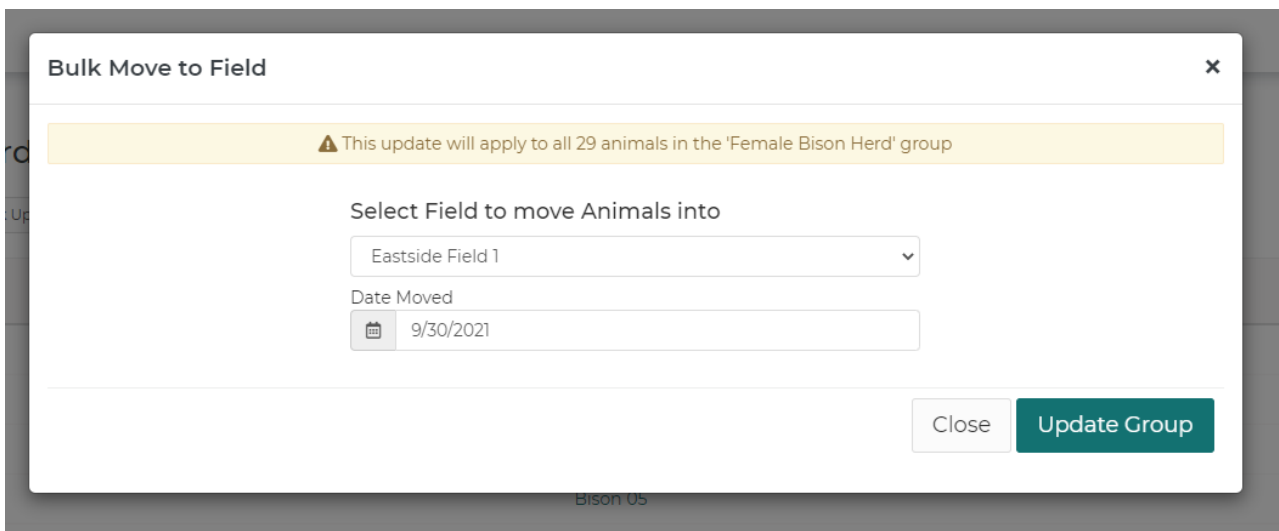
Add Note - You can first Add Notes to the group. This gives you the ability to jot down a quick text memo about this group. You can write the text of the note, add any keywords for easier searching, and add a date and category. Also note the yellow alert in our example below - the note will be applied to all 29 animals, so be sure what you are writing is applicable to all the animals in this group. After writing the note, click **Update Group**.



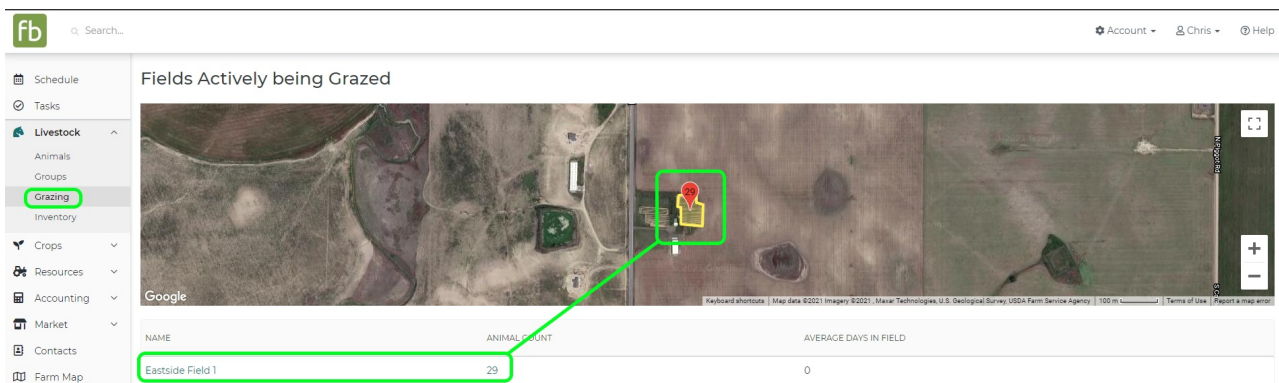
You'll see these notes on each individual animal record, even though they were applied to the group as a whole.



Move Grazing - You can also change which field your herd is grazing by using the Move Grazing button. A new window will pop up, allowing you to select the new field to move the group to. Choose your field, and click **Update Group**.



Continuing with our example from the screenshot above, the Active Grazing Fields page now shows all 29 Bison in our group grazing Eastside Field 1.



Bulk Update - The Bulk Update button helps you update the details for the animals in this group. There are many fields you can update using this button; here are just a few examples:

Basic Information like animal status and breeding status.

Physical Characteristics like sex, neutered status, whether the group is used as breeding stock, and retention scores.

Birth Information like birthdate and birth weight to use for your new animals.

Additional Information like the group's feed type, veterinarian, and estimated revenue and value.

Click **Update Group** to save the changes you made to your animal details.

Bulk Update Group



⚠ This update will apply to all 29 animals in the 'Female Bison Herd' group

Basic Information

Animal Type

Breed

Label/Keywords

Status

Breeding Status

Physical Characteristics

Sex

Neutered

Breeding Stock Breeding Stock

Coloring

Retention Score

Description

Birth Information

Birth Date

Birth Weight lbs

Raised Or Purchased Raised Purchased

Additional Information

Veterinarian

On Feed On Feed

Feed Type Cost \$

Measure Harvests In

Estimated Revenue per harvest unit

Estimated Value

Close

Update Group

Add Treatment - You can also record treatments administered to animals in bulk as well. These treatments include common procedures like deworming, hoof trimming, tagging, branding, and so on. You can also use the bulk treatment feature to record doses of medicine given to your livestock. You can learn more about Livestock Treatments in [this article](#) as well. Click **Update Group** to save the bulk treatment.

Bulk Update Group ✕

⚠ This update will apply to all 29 animals in the 'Female Bison Herd' group

Treatment Type

Product Used

Treatment Application

Comment

Keywords

Treatment Location

Batch #

Amount Applied

Date

Of course, like our other examples above, you'll see the treatment associated with the individual animal record.

- Schedule
- Tasks
- Livestock
 - Animals
 - Groups
 - Grazing
 - Inventory
- Crops
- Resources

- Details
- Notes
- Calendar
- Tasks
- Measurements
- Genealogy
- Yield
- Grazing

Bison 03

New Treatment Record

DATE	TYPE	PRODUCT
Sep. 30, 2021	Medication ▼	Bar Vac CD-T (Fermicon) ▼ 25mg
Sep. 09, 2021	Vaccination ▼	Bovonex ▼ 25mg
Sep. 07, 2021	Medication ▼	
Sep. 07, 2021	Medication ▼	

What else would you like to be able to accomplish in bulk for a whole animal group? [Reach out to us](#) and let us know any ideas you have for what would be helpful to you!