

Livestock Measurements

Last Modified on 12/08/2023 11:49 am MST

Taking Livestock Measurements in Farmbrite

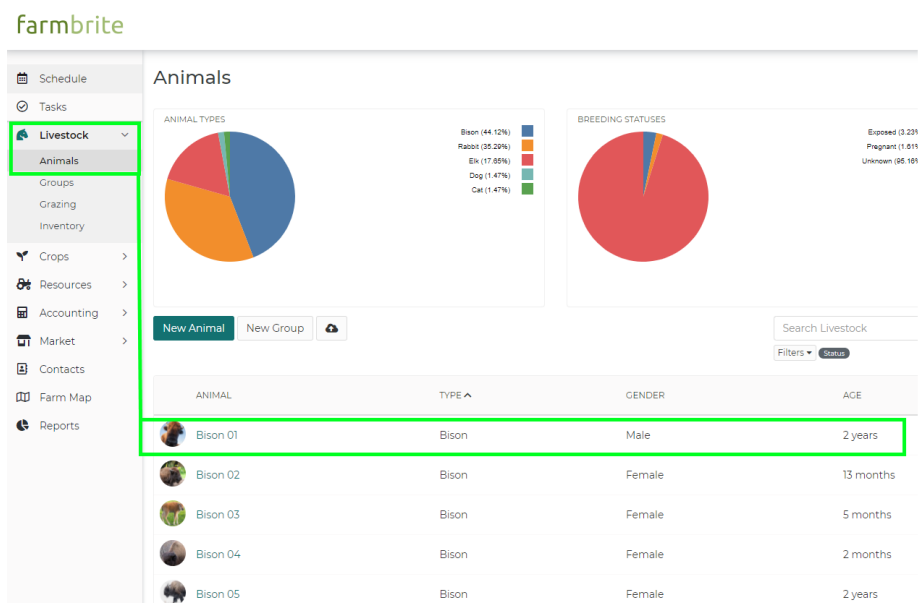
Your browser does not support HTML5 video.

Farmbrite makes it easy to track the growth of your livestock. Whether you're tracking for livestock show goals or tracking progress towards slaughter, you can keep track of the changes in an animal's weight and height and see the changes charted over time.

You can also track the progress of the animal's condition score and fecal egg count using this measurements tool. A famacha score is also available when working with sheep, goats, llamas, and alpacas.

Entering your measurements

To record measurements, you first need to select an individual animal. Choose Livestock on the left navigation menu, and then select the animal you'd like to record measurements for.



Once you've chosen the animal, select the Measurements feature from the expanded left menu.

Schedule

Tasks

Livestock

Animals

Groups

Grazing

Inventory

Crops

Resources

Accounting

Market

Contacts

Farm Map

Reports

Details

Notes

Calendar

Tasks

Treatments

Measurements

Genealogy

Yield

Grazing

Accounting

Images

Files

Bison 01

Basic Information

Physical Characteristics

Identification

Birth Information

Name or Label

Internal ID

Animal Type

Keywords

Status

Bison-01

Bison

Active

Sex

Breed

Coloring

Weight (lbs)

Height (in)

Framescore

Condition Score (BCS)

Retention Score

Description

Male

885.0

54.0

4.5

Tag Number

Other Tag Number

Electronic ID

Registry Number

Birth Date

Maternity (Dam)

Jul. 08, 2019

(about 2 years ago)

To record a new measurement for this animal, simply click the green 'New Measurement' button.

Schedule

Tasks

Livestock

Animals

Groups

Grazing

Inventory

Crops

Resources

Accounting

Market

Contacts

Farm Map

Reports

Details

Notes

Calendar

Tasks

Treatments

Measurements

Genealogy

Yield

Grazing

Accounting

Images

Files

Bison 01

WEIGHT MEASUREMENTS (LBS)

HEIGHT MEASUREMENTS (IN)

BODY CONDITION SCORE

822.0 lbs 52.0 in

ADG: 4.28 lbs/day

DATE

WEIGHT

ADG

HEIGHT

BCS

FEC

ENTERED BY

Jul. 05, 2021

822.00 lbs

4.31 lbs

52.00 in

4.0

Chris

Jun. 09, 2021

710.00 lbs

4.67 lbs

48.00 in

3.0

Chris

May. 31, 2021

668.00 lbs

4.76 lbs

46.00 in

3.0

Chris

May. 14, 2021

587.00 lbs

3.69 lbs

44.00 in

2.5

Chris

Apr. 28, 2021

528.00 lbs

4.86 lbs

42.00 in

2.5

Chris

Apr. 07, 2021

426.00 lbs

4.43 lbs

36.00 in

2.0

Chris

Mar. 15, 2021

324.00 lbs

3.00 lbs

34.00 in

2.0

Chris

Feb. 28, 2021

279.00 lbs

0.00 lbs

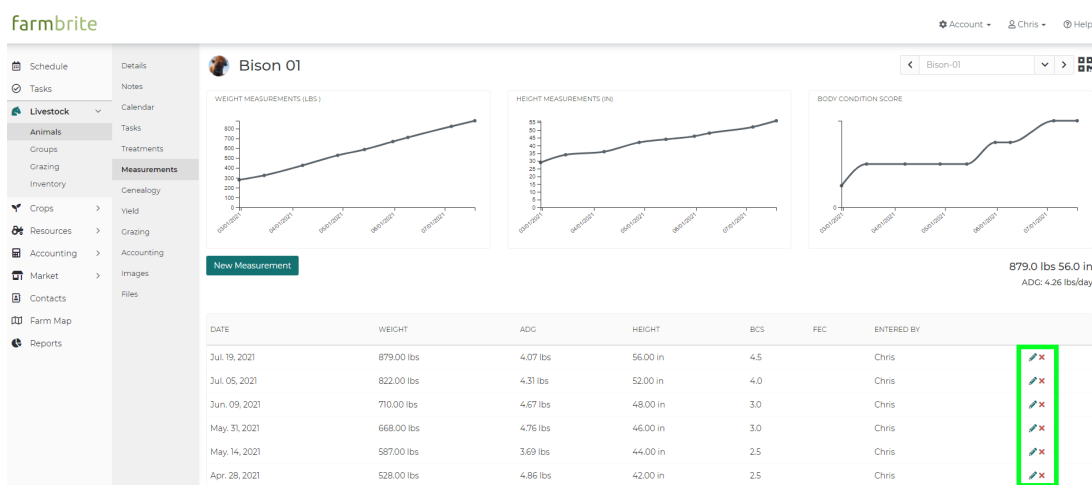
29.00 in

1.5

Chris

A new window will open. Enter the weight, height, condition score, and other measurements you'd like to log. Be sure to choose the correct date; you can always back date your entry if you didn't enter it the day you took the measurements. Also, if you need additional fields to track more data than the standard fields, you can [create custom fields](#) to record unique measurement attributes as well. Once complete, choose Save Measurement.

Your measurement records will be displayed in the lower half of the page. You can click on the pencil icon to the right of any previous measurement record to edit it. You can also use the Red X icon to delete it if it was entered by mistake - be careful though, that action is permanent.



Importing Measurements

You also have the option to import multiple measurement records for the same animal at once. If you've been tracking these in a spreadsheet before using Farmbrite and want to get your measurement and growth history into the system, you can choose to Import Records from the actions menu on the animal's measurements tab. This works the same as other Farmbrite imports, so [check out this article for a walkthrough](#) of how you can accomplish this.

Note that you'll need the animal's Farmbrite ID to associate it with the measurement data. You can get that from the URL of animal's record, or download your existing animals into a CSV from Farmbrite to get them in a spreadsheet. [Check out this article for more info](#).

Schedule

Tasks

Livestock

Animals

Livestock Groups

Grazing

Livestock Inventory

Plantings

Resources

Accounting

Market

Contacts

Farm Map

Climate

Reports

Details

Notes

Schedule

Tasks

Treatments

Feedings

Inputs

Measurements

Breeding

Offspring

Siblings

Genealogy

Yield

Grazing

Accounting

Photos


Files

Livestock / Cow 22 Angus [22] / Measurements

Cow 22 - Angus [22]

Active Exposed

LIVE WEIGHTS (LBS) BY AGE (DAYS)



New Measurement

Import Records

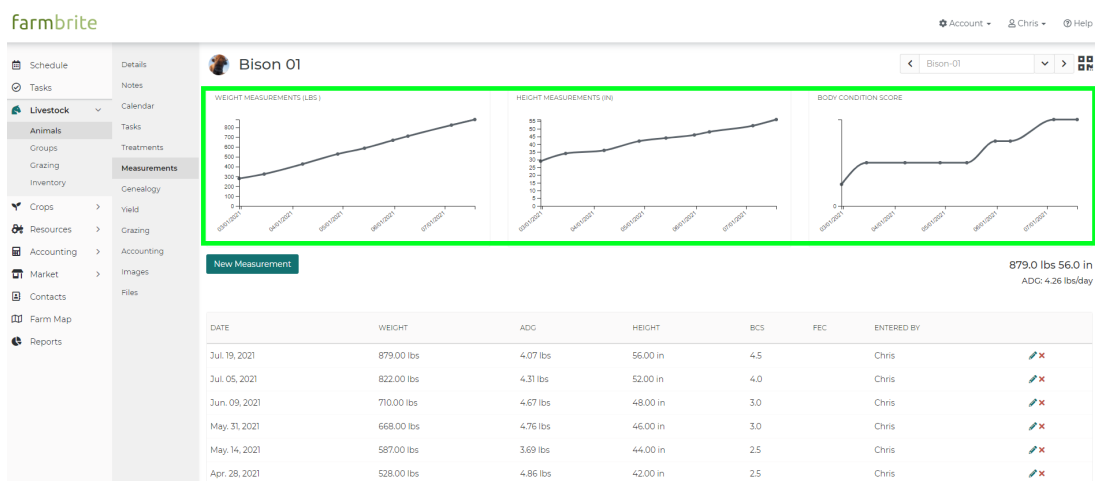
Download Records

Print

Date	Weight (lbs)
Jun. 29, 2022	1,136.00 lbs

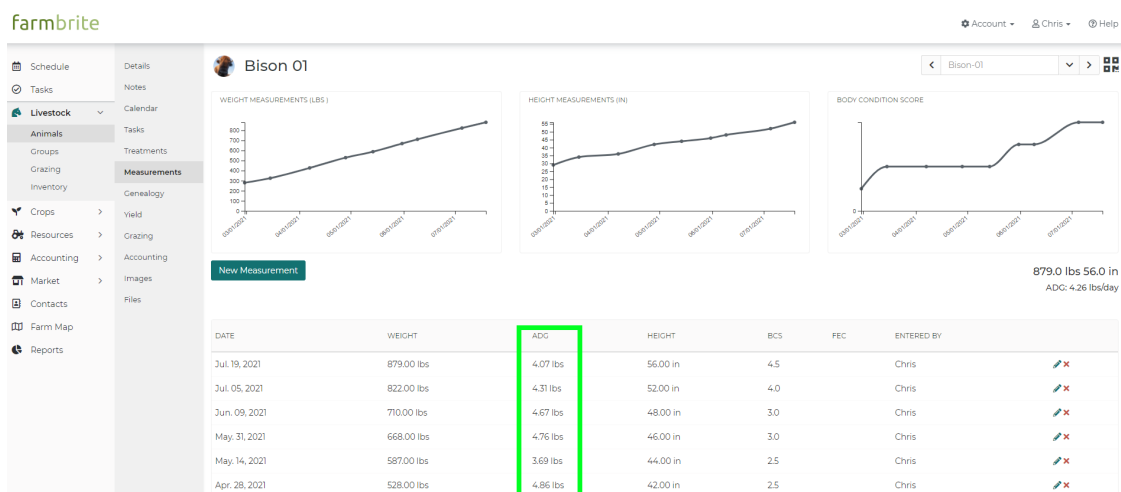
Displaying 1 record

Once you've recorded a series of measurements you'll see them charted and listed to easily see the changes to you animal over time. Our bison in the example below is really putting on weight!

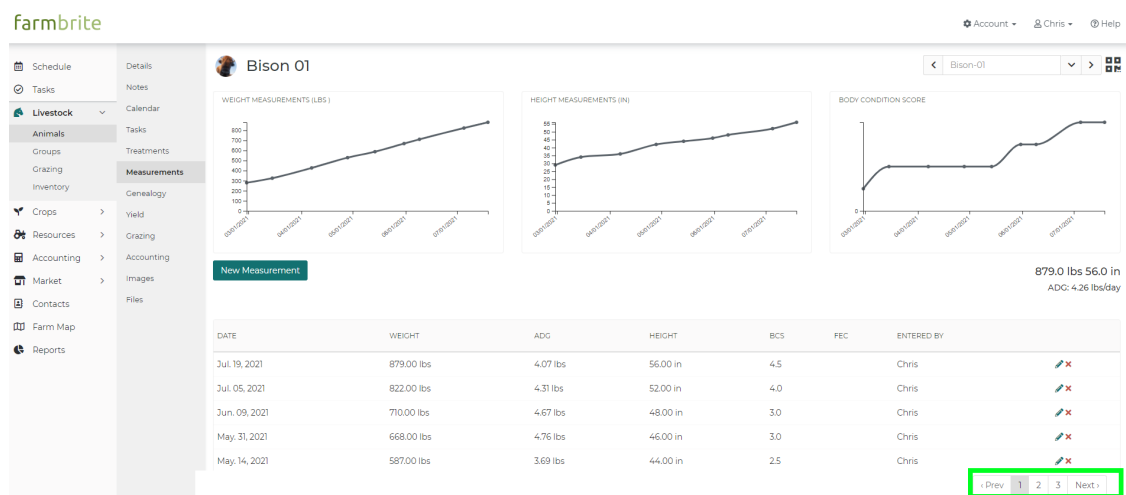


Average Daily Gain

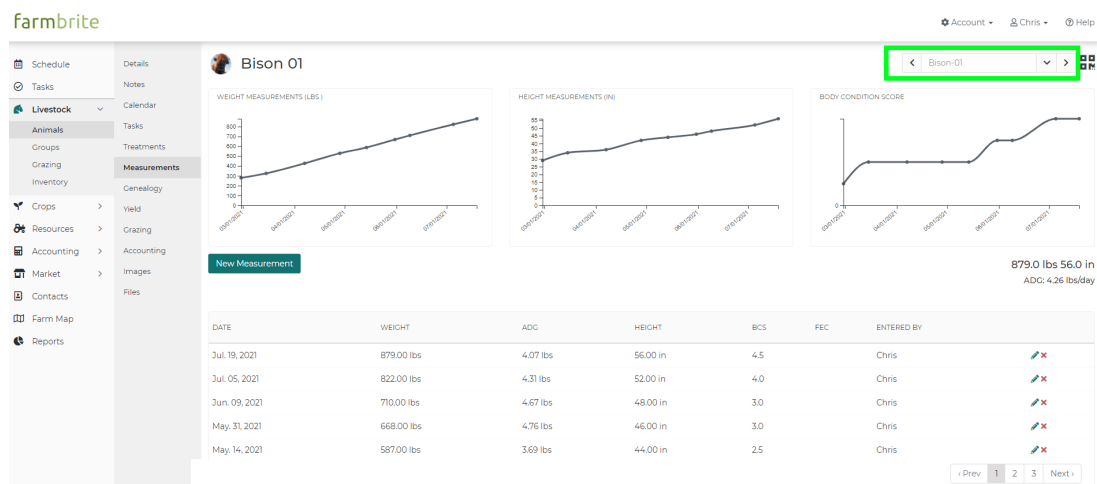
In the measurements list you will also find the gain (or loss) of animal's weight between measurements, which can help you adjust feeding, grazing, or other regimens. This is shown in the ADG (Average Daily Gain) column.



If you have a lot of measurements, you may need to page through the list to find the one you're looking for. Use the paging buttons at the bottom right of the grid to move between pages of measurements.



Once you've completed adding measurements for this animal, use the dropdown menu or arrow selections in the upper right to move on to the next animal and input their measurements.



Still need help? [Contact us here.](#)